



AQUAMATIC K52 SERIES COMPOSITE DIAPHRAGM VALVES



AquaMatic K52 Series Composite Diaphragm Valves with glass-filled thermoplastic body and cap are designed for water treatment applications including those requiring acids, and harsh caustic chemicals that would rapidly corrode metal valves. Their unique Y-pattern design with a large seat opening and high lift disc permits higher flow rates at lower pressure loss than competitive valves. This product is manufactured in the USA with foreign and domestic parts.

Typical Applications

- Chemical Injection
- Deionizers
- Desalinization
- Detergent and Bleach Handling
- Electronic Industry
- Evaporation
- Fertilizer Spray Equipment
- Level Control Systems
- Metal Recovery Systems
- Mining Wastes
- Process Water Systems
- Water Treatment Systems

Features and Benefits

- All components can be serviced while the valve is inline
- Separate flow and control chambers permit positive closing without springs
- Reinforced diaphragms are pre-formed and stress relieved to maximize responsiveness and product life
- Diaphragm acts as an actuator, eliminating the need for electric or pneumatic actuators
- All internal parts in contact with media are made of composite materials *
- Seals are ethylene propylene for better chemical resistance **
- Available in sizes from 1/2 to 2-1/2 inch
- A variety of end connectors are available to make the valve compatible in pipe sizes from 3/8 to 3 inch
- Adaptable to a wide variety of control devices

* Normally closed valve configurations are NOT recommended when used with corrosive fluids.

** Valves are NOT recommended for use with any aromatic, hydrocarbon-based media.

Operating Specifications

Max Pressure 125 psi (8.6 bar)

Max Temperature 140°F (60°C)

NOTE: IAPMO R&T NSF/ANSI 61 and NSF/ANSI 372 certifications are limited to restrictions below. Other options were not tested for certification.

Cold water applications below 73°F (23°C).

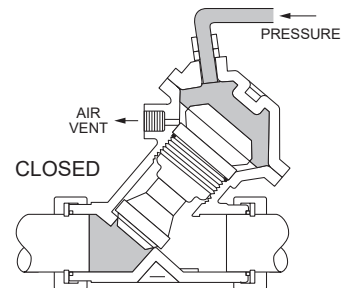
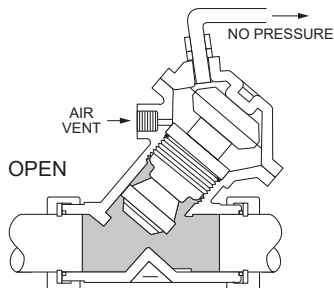
Normally Open valves.

EPDM seal material (seal option #1).

Options

- Normally open (standard)
- Normally closed
- Spring-assist closed
- Spring-assist open
- Limit stop for flow control
- Position indicator
- Seal and diaphragm materials for special applications

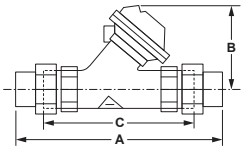
Certified by
IAPMO R&T to
NSF/ANSI 61 and
NSF/ANSI 372 for
lead free compliance.



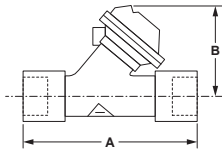
VALVES



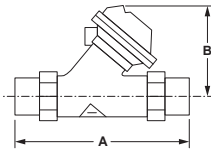
AQUAMATIC K52 SERIES COMPOSITE DIAPHRAGM VALVES



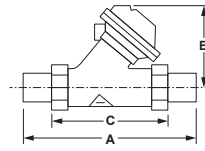
Union End Connectors



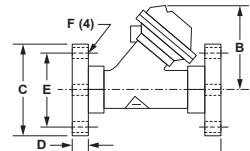
Female Socket Weld End Connectors



Male Socket Weld End Connectors



Grooved Adapter End Connectors



Flanged End Connectors

Dimensions and Weights

Model Number	Pipe Size	Cv	End Connector Style	Approximate Dimensions						Approx. Weight
				A	B	C	D	E	F	
K520	1/2" (15 mm)	4.0 (3.5 Kv)	Union	7.00" (178 mm)	2.62" (66.5 mm)	4.87" (124 mm)	—	—	—	1 lb (0.5 kg)
K521	1" (25 mm)	15.0 (13.0 Kv)	Union	9.00" (229 mm)	4.06" (103 mm)	6.31" (160 mm)	—	—	—	1 lb (0.5 kg)
K524	1-1/2" (40 mm)	38.0 (32.8 Kv)	Union	12.50" (318 mm)	5.06" (129 mm)	9.31" (236 mm)	—	—	—	2 lb (0.9 kg)
K524	2" (50 mm)	41.0 (35.5 Kv)	Socket Weld	10.50" (267 mm)	5.06" (129 mm)	—	—	—	—	2 lb (0.9 kg)
K526	2-1/2" (65 mm)	100.0 (86.5 Kv)	Socket Weld	15.00" (381 mm)	7.31" (186 mm)	—	—	—	—	6 lb (2.7 kg)
K520	1/2" (15 mm)	4.0 (3.5 Kv)	Grooved Adapter	7.00" (178 mm)	2.62" (66.5 mm)	3.93" (100 mm)	—	—	—	1 lb (0.5 kg)
K521	1" (25 mm)	15.0 (13.0 Kv)	Grooved Adapter	9.00" (229 mm)	4.06" (103 mm)	4.50" (114 mm)	—	—	—	1 lb (0.5 kg)
K524	1-1/2" (40 mm)	38.0 (32.8 Kv)	Grooved Adapter	13.25" (337 mm)	5.06" (129 mm)	7.75" (197 mm)	—	—	—	2 lb (0.9 kg)
K524	2" (50 mm)	41.0 (35.5 Kv)	Flanged	9.00" (229 mm)	5.06" (129 mm)	6.00" (152 mm)	0.75" (19.1 mm)	4.75" (121 mm)	0.69" (17.5 mm)	2 lb (0.9 kg)
K526	2-1/2" (65 mm)	100.0 (86.5 Kv)	Flanged	11.37" (289 mm)	7.31" (186 mm)	6.94" (176 mm)	0.94" (23.9 mm)	5.50" (140 mm)	0.69" (17.5 mm)	6 lb (2.7 kg)
K526	3" (80 mm)	100.0 (86.5 Kv)	Flanged	12.37" (314 mm)	7.31" (186 mm)	7.38" (187 mm)	1.81" (46.0 mm)	6.00" (152 mm)	0.75" (19.1 mm)	6 lb (2.7 kg)

